

BSc (Hons) Landscape Architecture

Do you have the passion and vision to manage sustainable open spaces and green infrastructure?

On our landscape architecture course, you'll gain the insights and experience to help ensure land, property and estates are managed and cared for as an integral part of our shared, sustainable future.



Course Overview

Study is based in our £9 million National Centre for Horticulture, the Environment and Sustainable Technology and you will learn first-hand from a team of deeply committed experts in their fields; an inspirational and award-winning team who will help you to flourish and support you to confidently pursue your purpose in a career intimately connected to the landscape.

Our curriculum is innovative and inspiring, built around the core principles of sustainability, function and conservation. Together with our emphasis on practical skills and all-round business awareness, you'll be well-prepared for the challenges you'll face in a career in the landscape management sector.



Course Features

- Design and planning
- Environmental science
- Green infrastructure
- Historical conservation
- Work placements, site visits and study tours
- Opportunities to enter national competitions
- Use of commercial production unit and design studios
- Use of hydroponic glasshouse and new vertical farming centre



Career Options

- Landscape architect
- Parks and landscape manager
- Greenspace manager
- Historic landscape consultant
- Landscape contract manager

Course Information

Students undertake a credit-based work placement (travel arrangements at your own cost) to further enhance the development of professional knowledge. Delivery for this module will take place across the academic year. Students will be tasked to secure a placement during the period from October to March and a work placement induction week will take place the first week following the Easter break to provide students with an overview of placement requirements and responsibilities. The placement period will take place over 5 weeks following the induction week. It is the responsibility of the student to identify and secure a suitable placement and to finance any associated costs. However some guidance may be sought from the course team.

Modules are all at 15 credits with the exception of the dissertation module and landscape major project which are both double credit modules at 30 credits.

Entry Requirements

- A minimum of 112 tariff points from A and AS levels to include a relevant subject such as Geography, Horticulture, Countryside or Environmental Studies
- Pearson BTEC Level 3 National Extended Diploma (first teaching from September 2016) – A minimum of grade DDM in a Countryside, Environmental or Horticulture related subject
- Pearson BTEC Level 3 National Diploma (first teaching from September 2016) – a minimum of grade D*D* in a Countryside, Environmental or Horticulture related subject
- Access to HE Diploma – a minimum of 112 tariff points
- Scottish Higher – ABBB to include a relevant subject such as Geography or Environmental Science
- T Level – M
- Mature students (aged 21+) will be considered on an individual basis on their prior knowledge and experience. This may be assessed by interview, completion of coursework/essay or other methods. There may be a requirement for a formal qualification to be completed first e.g. [Access to Higher Education course](#).
- Students with a Level 5 qualification in a related subject may be eligible to join the third year of the course

Level 4

- Plant Use and Association
- Principles of Environmental Science
- People, Place and Landscape Context

Level 5

- Digital Communication Skills
- Site Assessment
- Conservation of British Habitats
- Landscape Materials
- Green Infrastructure Management
- Historical Conservation Management
- Landscape Sustainability and Environmental Change
- Research Methods
- Work Based Learning for Academic Credit

Level 6

- Dissertation (Option)
- Final Major Project (Option)
- Landscape Assessment
- Planning, Landscape and Environmental Legislation
- Professional Practice and Ethical Frameworks
- Project and Contract Management

Teaching & Learning

Overall workload

Your overall workload consists of class contact hours, independent learning and assessment activity, plus field trips. Your actual contact hours may depend on which optional modules you select, but the following information gives an indication of how much time you will need to allocate to different activities at each year of the course:

27% of your time is spent in timetabled teaching and learning activity

Teaching, learning & assessment	320 hours
Independent study	880 hours

24% of your time is spent in timetabled teaching and learning activity

Teaching, learning & assessment	288 hours
Placement	144 hours
Independent study	768 hours

17% of your time is spent in timetabled teaching and learning activity

Teaching, learning & assessment	207 hours
Independent study	993 hours

Class sizes are on average between 5-12. Shared modules sessions are on average between 15-25.

Assessment & Feedback

Assessment

Assessments are designed to encourage both academic skills and skills valued in the workplace. They include a combination of coursework and timed assessments in both independent and collaborative formats. Coursework may take many forms including: essays, reports, data processing, presentations, academic posters, seminar discussions, interviews, critical reviews and portfolios of evidence. Timed assessments will vary depending upon the nature of the module but will be problem-solving tasks dealing with real-life industry issues which support the development of industry and life skills.

Feedback

Formal feedback is supplied via Turnitin or directly from the module tutor. The majority of submissions are made via Turnitin and feedback for coursework is provided within twenty working days after the submission date. If for unforeseen reasons this is not possible, the reasons will be communicated to the students within 2 weeks and the feedback prioritised within the department.

Written feedback will be supported verbally should the student require clarification. Formative assessment feedback will be provided at the time of completion where possible, with more detailed summative feedback for reports.

Information

Timetable

Students will be able to access course timetables for the academic year in September.

Timetables are subject to change, but most students can expect to spend 3-3.5 days per week on campus.

Additional

During the level 5 module, work based learning, students are expected to complete at least 150 hours of work experience. This is completed alongside lectures and students are expected to attend all timetabled sessions.

This is a compulsory module; the students are expected to secure the work experience opportunity with guidance and support from staff.

Financial arrangements will be left to the discretion of the employer, to be agreed with the student. Where significant learning takes place and training is provided the value of this experience must be taken into consideration.

How much will this course cost?

Tuition Fees

As a student at UCR, you will have two main costs to meet: your tuition fees and living costs.

Our full-time tuition fees for UK and EU students, entering University, can be found on our [student finance page](#). These fees are charged for each academic year of a course and are set by the college annually.

Tuition fees for international students can also be found on our [student finance page](#).

Additional Costs

As part of your experience on the programme, you will need to set aside a budget for:

- The cost of travel to sites and occasional day trips and off site projects
- Study tour, which will normally require around £350-£400 for travel and accommodation, in addition to daily expenses
- Printing, binding, modelmaking, drawing equipment, portfolios and associated stationery costs approximately £400-£700
- Materials for the final exhibition, which may be up to £250
- Costs associated with a placement, travel, accommodation, materials etc.

Membership

- Membership of the Landscape Institute
– £32 (1st June-31st May)


Student membership of the Landscape Institute is really useful to have to be able to access the member networking sections on the Landscape Institute website, discounts for conferences and the quarterly editions of the Landscape Journal. Once you have completed the programme, you could then apply for Licentiate Membership.


- British Association of Landscape Industries
– £15 per annum.


Equipment Costs


- PPE Steel toe capped boots, £40
- Gloves, £5
- Drawing equipment/materials, approx. £100
- A laptop/PC/Mac that supports GIS and Vectorworks software. Many students may already have this, if not they will need to purchase a sufficient device. Students will be able to get free software for the duration of their studies.


Prices of equipment are subject to change dependent on retailer.

 **How to Apply**
Apply directly through UCAS

 **UCAS Code**
KK32

 **Course Length**
Full-time: 3 years

 **UCAS Entry Requirements**
A minimum of 112 UCAS points

 **Start Date**
September 2024 | September 2025